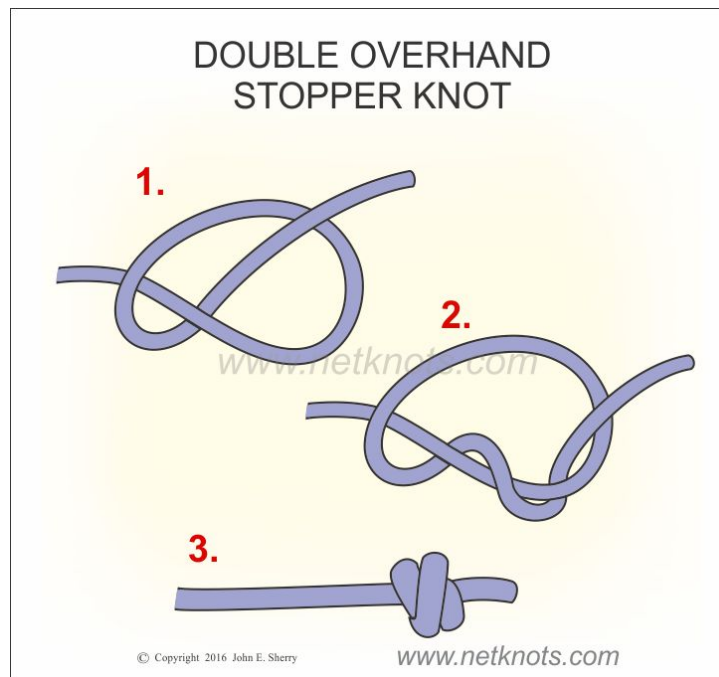
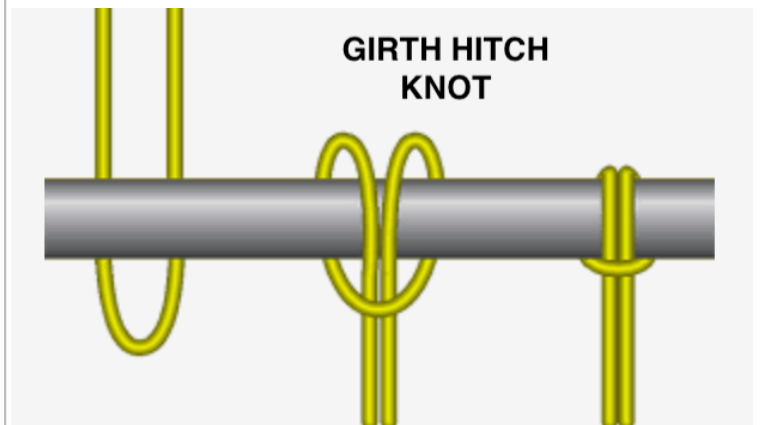


- This is important. Your back up knot. Make this on the ends of the rappel and lineman's rope first.



Make on all tag ends

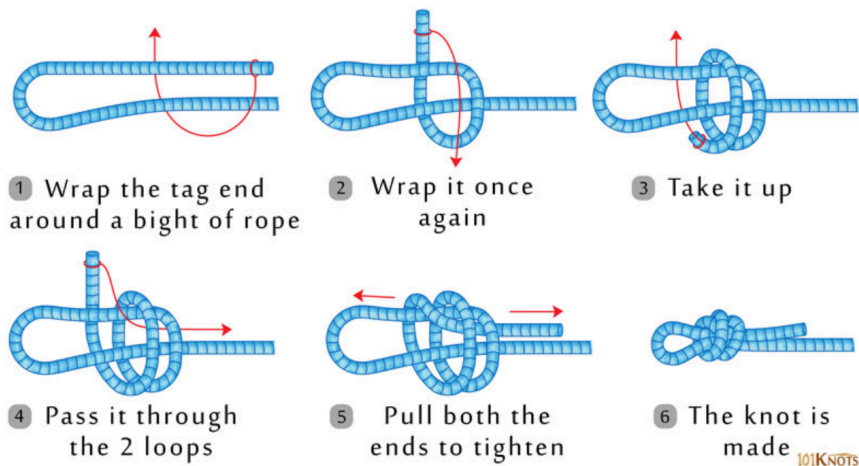
- For the lineman's rope , make this on one end.
Attach the lineman's rope loop to the Lineman's loop on the saddle with a girth hitch knot.



- For the rappel rope, use this knot. Place the quick link in the loop and the thin cord. Don't put the cord in the quick link or it will prevent the rope from sliding when taking off the tree. Make sure the tag end has the STOPPER KNOT. And make sure the longer end can slide to tighten. That's important.. ask if unsure.

How to Tie a Poacher's Knot

Poacher's Knot Instructions



Finished knot for the rappel rope

- The next two are for the prusik loop with the 7mm cord and knot on the tether on lineman's ropes .

Double Fisherman's Knot Instructions

